

USDF INTRODUCTORY LEVEL — TEST A

2011

(Walk—Trot)

REQUIREMENTS:

Free walk
Medium walk
Working trot rising
20 meter circle
Halt through walk

PURPOSE: To introduce the rider and/or horse to the sport of dressage. To show understanding of riding the horse forward with a steady tempo into an elastic contact with independent, steady hands and a correctly balanced seat. To show proper geometry of figures in the arena with correct bend (corners and circles).

NO.

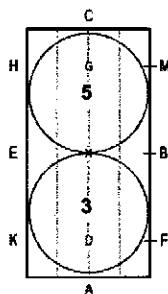
TEST		DIRECTIVE IDEAS		POINTS	COEFFICIENT	TOTAL	REMARKS
1.	A Between X & C	Enter working trot rising. Medium walk.	Straightness on centerline and in transition. Clear trot and walk rhythm.				
2.	C M	Track right. Working trot rising.	Balance and Bend in turn. Quality of transition.				
3.	A	Circle right 20 meters, working trot rising.	Roundness and size of circle, clear trot rhythm and bend.				
4.	K-K-M	Change rein.	Clear trot rhythm and straightness on diagonal. Bend through corners.				
5.	C	Circle left 20 meters, working trot rising.	Roundness and size of circle, clear trot rhythm and bend.				
6.	Between C & H	Medium walk.	Willing and balanced transition; clear walk rhythm.				
7.	H-X-F	Free walk.	Complete freedom to stretch neck forward and downward; clear walk rhythm, straightness on the diagonal. Ground cover.				
8.	F-A A	Medium walk. Down centerline.	Willing and balanced transition; clear walk rhythm, bending in corner and turn. Straightness on centerline.				
9.	X	Halt and salute.	Straightness in halt, willing and balanced transition and halt.				
Leave arena in free walk. Exit at A.							
COLLECTIVE MARKS:							
		Gaits (freedom and regularity).					
		Impulsion (desire to move forward with suppleness of the back and steady tempo).					
		Submission (acceptance of steady contact, attention and confidence).		2			
		Rider's position (keeping in balance with horse).					
		Rider's effectiveness of aids (correct bend and preparation of transitions).					
		Geometry and accuracy (correct size and shape of circles and turns).					
180							

FURTHER REMARKS:

SUBTOTAL _____
ERRORS (_____)
TOTAL POINTS _____

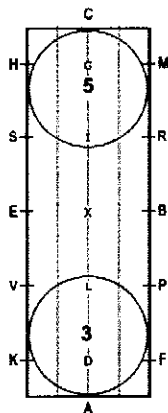
SMALL ARENA (20 meters x 40 meters)

movement 3, 5



LARGE ARENA (20 meters x 60 meters)

movement 3, 5



Heavy lines show the pattern to be ridden. Thinner, dashed lines should not be ridden and are pictured only to show the size and shape of arcs in the figures.

UNITED STATES *Dressage* FEDERATION, INC.

2011
INTRODUCTORY LEVEL — TEST A
Walk—Trot

USDF
Introductory
Level Test

A

This unique series of tests provides an opportunity for the horse and/or rider new to dressage to demonstrate elementary skills. The tests have been designed to encourage correct performance and to prepare the horse for the transition to the USEF tests.

Instruction:

- All trot work to be ridden rising. Transitions from walk to trot and trot to walk may be performed through sitting trot with the objective of performing a smooth transition.
- Turns from center line to long side and long side to center line should be ridden as a half circle, touching the track at a point midway between the center line and the corner, and vice versa.

Comment:

Horses should be ridden on a light but steady contact, with the exception of the free walk in which the horse is allowed complete freedom to stretch neck forward and downward.

SUGGESTED SCHEDULING TIME

5:00 Standard Arena
4:00 Small Arena
(Possibly longer for schooling shows)

Name of Competition

Date of Competition

Number and Name of Horse

Name of Rider

MAXIMUM POSSIBLE POINTS: 160

FINAL SCORE

Points

Percent

Name of Judge

Signature of Judge



UNITED STATES *Dressage* FEDERATION, INC.
4051 IRON WORKS PARKWAY • LEXINGTON, KY 40511
PHONE: 859/971-2277 • FAX: 859/971-7722
E-MAIL: USDRMESSAGE@USDF.ORG • INTERNET: WWW.USDF.ORG

USDF INTRODUCTORY LEVEL -- TEST B

2011 (Walk—Trot)

REQUIREMENTS:

Free walk
Medium walk
Working trot rising
20 meter circle
Halt through walk

PURPOSE: To introduce the rider and/or horse to the sport of dressage. To show understanding of riding the horse forward with a steady tempo into an elastic contact with independent, steady hands and a correctly balanced seat. To show proper geometry of figures in the arena with correct bend (corners and circles).

NO.

TEST	DIRECTIVE IDEAS	POINTS	COEFFICIENT	TOTAL	REMARKS
1. A X	Enter working trot rising. Halt through medium walk. Salute - Proceed working trot rising.	Straightness on centerline and in transition. Clear trot and walk rhythm.			
2. C	Track left.	Balance and bend in turn.			
3. E E	Circle left 20 meters, working trot rising. Straight ahead.	Roundness and size of circle, clear trot rhythm and bend.			
4. Between K & A	Medium walk.	Willing and balanced transition; walk rhythm.			
5. F-E	Free walk.	Complete freedom to stretch neck forward and downward; clear walk rhythm, straightness on the diagonal. Ground cover.			
6. E-H	Medium walk.	Willing and balanced transition; clear trot rhythm.			
7. Between H & C	Working trot rising.	Willing and balanced transition; clear trot rhythm.			
8. B	Circle right 20 meters, working trot rising.	Roundness and size of circle, clear trot rhythm and bend.			
9. A X	Down centerline. Halt through medium walk. Salute.	Straightness on centerline and in halt, willing and balanced transition and halt.			
Leave arena in free walk. Exit at A.					
COLLECTIVE MARKS:					
	Gaits (freedom and regularity).				
	Impulsion (desire to move forward with suppleness of the back and steady tempo).				
	Submission (acceptance of steady contact, attention, and confidence).	2			
	Rider's position (keeping in balance with horse).				
	Rider's effectiveness of aids (correct bend and preparation of transitions).				
	Geometry and accuracy (correct size and shape of circles and turns).				

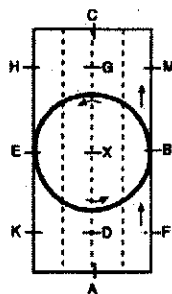
160

FURTHER REMARKS:

SUBTOTAL _____
ERRORS (_____)
TOTAL POINTS _____

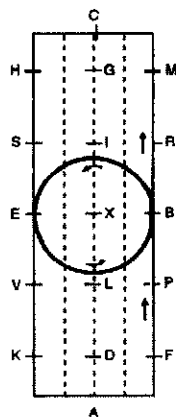
SMALL ARENA (20 meters x 40 meters)

movement 3, 8



LARGE ARENA (20 meters x 60 meters)

movement 3, 8



Heavy lines show the pattern to be ridden. Thinner, dashed lines should not be ridden and are pictured only to show the size and shape of arcs in the figures.

UNITED STATES *Dressage* FEDERATION, INC.

**2011
INTRODUCTORY LEVEL — TEST B**

Walk—Trot

USDF
Introductory
Level Test

B

This unique series of tests provides an opportunity for the horse and/or rider new to dressage to demonstrate elementary skills. The tests have been designed to encourage correct performance and to prepare the horse for the transition to the USEF tests.

Instruction:

- All trot work to be ridden rising.
- Transitions from walk to trot and trot to walk may be performed through sitting trot with the objective of performing a smooth transition.
- Turns from center line to long side and long side to center line should be ridden as a half circle, touching the track at a point midway between the center line and the corner, and vice versa.

Comment:

Horses should be ridden on a light but steady contact, with the exception of the free walk in which the horse is allowed complete freedom to stretch neck forward and downward.

SUGGESTED SCHEDULING TIME

5:00 Standard Arena
4:00 Small Arena
(Possibly longer for schooling shows)

Name of Competition

Date of Competition

Number and Name of Horse

Name of Rider

MAXIMUM POSSIBLE POINTS: 160

FINAL SCORE

Points

Percent

Name of Judge

Signature of Judge



UNITED STATES *Dressage* FEDERATION, INC.
4051 IRON WORKS PARKWAY • LEXINGTON, KY 40511
PHONE: 859/971-2277 • FAX: 859/971-7722
E-MAIL: USDRMESSAGE@USDF.ORG • INTERNET: WWW.USDF.ORG

USDF INTRODUCTORY LEVEL — TEST C

(Walk—Trot—Canter)

REQUIREMENTS:

Free walk
Medium walk
Working trot rising
Working canter
20 meter circle
Halt through walk

PURPOSE: To introduce the rider and/or horse to the sport of dressage. To show understanding of riding the horse forward with a steady tempo into an elastic contact with independent, steady hands and a correctly balanced seat. To show proper geometry of figures in the arena with correct bend (corners and circles).

NO.

TEST		DIRECTIVE IDEAS		POINTS	COEFFICIENT	TOTAL	REMARKS
1.	A X	Enter working trot rising. Halt through medium walk. Salute - Proceed working trot rising.	Straightness on centerline and in transition. Clear trot rhythm.				
2.	C	Track right working trot rising.	Balance and bend in turn.				
3.	B	Circle right 20 meters.	Roundness and size of circle, clear trot rhythm and bend.				
4.	A Before A	Circle right 20 meters developing working canter in first quarter of the circle, right lead. Working trot rising.	Roundness and size of circle, clear canter rhythm and bend.				
5.	Transition in & out of canter		Balance and smoothness.				
6.	K-X-M	Change rein, working trot rising.	Trot rhythm and straightness on diagonal. Bend through corners.				
7.	E	Circle left 20 meters.	Roundness and size of circle, clear trot rhythm and bend.				
8.	A Before A	Circle left 20 meters developing working canter in first quarter of the circle, left lead. Working trot rising.	Roundness and size of circle, clear canter rhythm and bend.				
9.	Transition in & out of canter		Balance and smoothness.				
10.	Between F & B	Medium walk	Willing and balanced transition; clear walk rhythm.				
11.	B-H H	Free walk. Medium walk	Complete freedom to stretch neck forward and downward; clear walk rhythm, straightness on the diagonal. Ground cover. Willing and balanced transition; clear walk rhythm.				
12.	Between C & M	Working trot rising to A.	Willing and balanced transition; clear trot rhythm.				
13.	A G	Down centerline. Halt through medium walk. Salute.	Straightness on centerline and in halt; willing and balanced transition and halt.				
Leave arena in free walk. Exit at A.							
COLLECTIVE MARKS:							
Gaits (freedom and regularity):							
Impulsion (desire to move forward with suppleness of the back and steady tempo):							
Submission (acceptance of steady contact attention and confidence):							
Rider's position (keeping in balance with horse):							
Rider's effectiveness of aids (correct bend and preparation of transitions):							
Geometry and accuracy (correct size and shape of circles and turns):							
2							

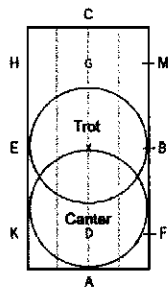
FURTHER REMARKS:

200

SUBTOTAL _____
 ERRORS (—) _____
 TOTAL POINTS _____

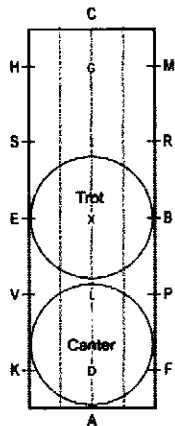
SMALL ARENA (20 meters x 40 meters)

movement 3, 4, 7, 8



LARGE ARENA (20 meters x 60 meters)

movement 3, 4, 7, 8



Heavy lines show the pattern to be ridden. Thinner, dashed lines should not be ridden and are pictured only to show the size and shape of arcs in the figures.

UNITED STATES *Dressage* FEDERATION, INC.

2011

INTRODUCTORY LEVEL — TEST C

Walk—Trot—Canter

USDF
Introductory
Level Test

C

This unique series of tests provides an opportunity for the horse and/or rider new to dressage to demonstrate elementary skills. The tests have been designed to encourage correct performance and to prepare the horse for the transition to the USEF tests.

Instruction:

- All trot work to be ridden rising. Transitions from trot to canter and canter to trot may be performed through sitting trot with the objective of performing a smooth transition.
- Turns from center line to long side and long side to center line should be ridden as a half circle, touching the track at a point midway between the center line and the corner, and vice versa.

Comment:

Horses should be ridden on a light but steady contact, with the exception of the free walk in which the horse is allowed complete freedom to stretch neck forward and downward.

SUGGESTED SCHEDULING TIME

6:00 Standard Arena
5:00 Small Arena
(Possibly longer for schooling shows)

Name of Competition

Date of Competition

Number and Name of Horse

Name of Rider

MAXIMUM POSSIBLE POINTS: 200

FINAL SCORE

Points

Percent

Name of Judge

Signature of Judge

 UNITED STATES *Dressage* FEDERATION, INC.
4051 IRON WORKS PARKWAY • LEXINGTON, KY 40511
PHONE: 859/971-2277 • FAX: 859/971-7722
E-MAIL: USDRSSAGE@USDF.ORG • INTERNET: WWW.USDF.ORG